

**Sun Telecomm**  
**AN1000**



## READ AND FUNCTION BUTTONS

### READ BUTTON

- Read messages.
- Select setting and features in Function mode.
- Turn pager on

### FUNCTION BUTTON



- Enter Function mode.
- Turn the light on or off.

Press  and  together to move to the Main screen.


## TURNING PAGER ON

Press and hold  for 2 seconds.



## TURNING PAGER OFF

1. Press  to enter the Function mode.
2. Press  2 times until "POWER OFF?" is displayed.

## RECEIVING/READING MESSAGES

1. Press  to stop the Alert and read messages.  
The following information will be displayed:  
*Message number, time stamp, message.*  
*Messages are displayed from newest to oldest.*





## DELETING A MESSAGE

1. After reading message, press  two times until "DELETE?" is displayed.
2. Press  to confirm your decision and the next message is displayed.




## DELETING ALL MESSAGES

1. Press  2 times until “*DELETE ALL?*” is displayed.
2. Press  to delete all messages.





## LOCKING AND UNLOCKING MESSAGES

1. Press  while the message is displayed.
  2. When “*LOCK?*” appears, press  to lock the message. The Lock icon will be displayed.
1. To unlock a message, press  while the lock message is displayed.
  2. When “*UNLOCK?*” appears press  to unlock the message.

## SETTING THE TIME & DATE

1. Press  4 times until “*DATE-TIME?*” is displayed.
2. Press  to change to time or date.
3. Press  to advance to the next field.

## SETTING THE ALARM

1. Press  3 times until “*SET ALARM?*” is displayed.
2. Press  to select an Alarm setting mode.
3. To choose and set desired condition, press  button to toggle
4. To move to each field (*hr, min, am/pm*) press the  button

## ICON SYMBOLS

 – Reception Area

 – Beep Alert On

 – Melody Alert On

 – Vibe Alert On

 – Alarm On

 – **Automatic On/Off**

 – Message Lock

 – Duplicate Message

***new*** – New Unread Message

 – Low Battery

 – Message Continuation