




TURNING PAGER ON

Press the  button for 2 seconds to turn the pager on. A startup screen is momentarily displayed and the pager alerts the currently selected alert-mode (Vibe, Audio, Silent).

FUNCTION MENU

As you navigate through the Function Menu, the Function icon will change to indicate the current location of the cursor.



Press  or  to navigate through the Function Menu.

Press  to enter the current function.

Press  to exit the Function menu.

TURNING PAGER OFF



Press the  button to display the Function menu.

Press  or  to move the cursor to show TURN PAGER OFF.

Press the  button. Turn Pager Off? is displayed.

Press the  button again to turn the pager off.



RECEIVING/READING MESSAGES

Press  or  to move the cursor to the message you want to read.

Press  to read the message.

LOCKING AND UNLOCKING MESSAGES

Up to 10 messages can be locked to prevent them from being deleted or from being replaced when the memory is full.



Press  or  to select the message you want to lock or unlock.

Press  then press  or  to move the cursor to show LOCK or UNLOCK.

Press  to activate the setting.

DELETING A MESSAGE/ALL MESSAGES

To delete a single message:

Press  or  to select the message you want to delete.

Press  then press  or  to move the cursor to show DELETE.



Press  to delete the message.

To delete all messages:

Press  then press  or  to move the cursor to show DELETE ALL.

Press  to delete all messages.

MOVING A MESSAGE TO THE SAVED FOLDER



Press  or  to select the message you want to move.

Press  then press  or  to move the cursor to show NOTEBOOK.

Press  to move the message.


SETTING DISPLAY ZOOM

From the Function menu:

Press  or  to move the cursor to show ZOOM.

Press  to display the Zoom screen.


Press  or  to select the Zoom mode desired.


Press  to activate the Zoom and exit to the Main Menu.

SETTING THE TIME AND DATE

From the Function Menu:

Press  or  to move the cursor to show SET TIME.

Press  to display the Set Time Screen.

Press  to move the cursor to the next digit.

Press  to adjust the current digit.

Repeat the two previous steps to adjust all time digits.


Press  to activate and exit to the Main Menu.

SETTING THE ALARM

From the Function Menu:

Press  or  to move the cursor to show SET ALARM.

Press  to display the Set Alarm Screen.

Press  to adjust the current digit or to select the Alarm mode (Off / Daily / 1Time).



Repeat the two previous steps to adjust all time digits.

Press  to activate and exit to the Main Menu.

SETTING PRIVATE TIME


Private Time specifies a time period when the device receives messages without an audible or vibrate alert.

From the Function Menu:

Press  or  to move the cursor to SET PRIVATE.

Press  to display the Set Private Screen.

Press  or  to move the cursor.

Press  to adjust the current digit or to enable/disable private time.

Repeat the two previous steps to adjust all time digits.

After setting the ON time, repeat the previous steps to set the OFF time.







Press  to activate and exit to the Main Menu.

PAGER, MESSAGE, FUNCTION AND OTHER SYMBOLS

Indicators

- | | |
|---|---|
|  Audio Alert |  In Range or Out of Range Notification |
|  Vibe Alert |  Full Battery Status |
|  Enabled Alarm |  2/3 Battery Status |
|  Enabled Private Time |  1/3 Battery Status |
|  New page or unread message notification |  Low Battery Status |
|  Lock Message |  Message Continuation |
|  Unlock Message |  Power On |

Symbols

- | | |
|--|--|
|  Inbox Folder |  Zoom |
|  Info Folder |  Enable Reminder |
|  Saved Folder |  Disable Reminder |
|  Escape |  Delete All |
|  Set Time |  Delete |
|  Set Alarm |  Escape |
|  Set Alert |  Move to Saved Folder |
|  Pager Off | |
|  Set Private | |
|  Info Slot (Enabled Alert) |  Saved Message |
|  Unread Info Slot (Enabled Alert) |  Unread Inbox Message |
|  Set Info Slot Alert |  Read Inbox Message |
|  Enable Private Time |  Read Info Slot |
|  Disable Private Time |  Unread Info Slot |
| |  Message Cursor |
| |  Set audible ON |
| |  Set Audible OFF |